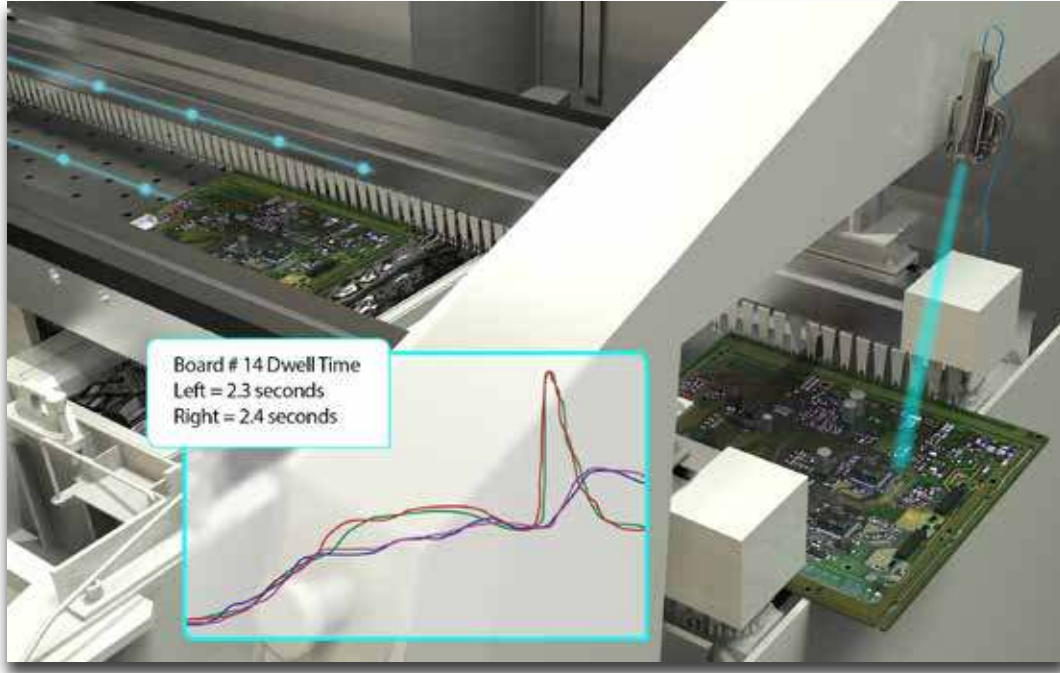


## Always knowing your production profile and dwell time!

For every production board:

- Dwell & Parallelism
- Process Control
- Real-time Cpk
- Automatic Profile Data Collection
- Traceability



**WPI — Wave Process Inspection** — Innovative solutions and automation for the wave solder process including automatic profiling, real-time Cpk, real-time preheat and wave analytics, and 100% production traceability. WPI even calculates and displays the dwell time and parallelism measurements of each PCB processed. Get better insight into your wave solder process with the WPI.

### Key Features

Embedded sensors which enable automatic measurement, recording and display of a wide range of process related details including:

**Industry First! Dwell time and Parallelism per board** - The Dwell (contact) time and Parallelism is calculated and displayed for each production board.

**Complete PCB temperature profile through preheat and solder wave** - User selectable specifications. Automatically calculate key process parameters.

### Full process control and traceability

- Confirm proper setup for a selected product before it enters the machine. Complete traceability linking profile temperature data and dwell time to each production board via the scanned barcode ID.

### Real-time SPC/Cpk charting

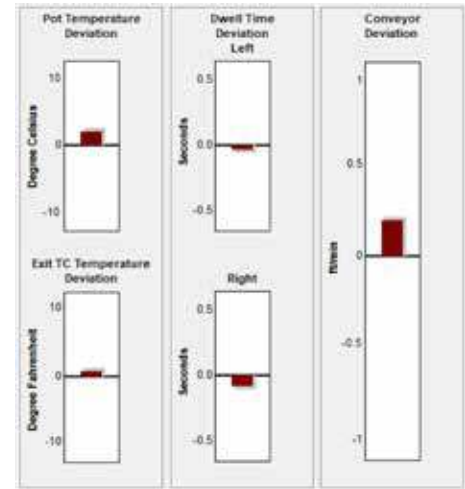
- The process results for each PCB are automatically plotted on SPC charts. Cpk is automatically calculated and saved. Warnings and alarms will be activated if trends in production indicate process drifts.

### Real-time analysis

- Intuitive troubleshooting shows deviations in your process, helping you quickly identify where process changes are occurring.

### Available Configurations

WPI includes as standard:	WPI—Essential includes as standard:
Automated Recipe Optimization	Manual Recipe Optimization
Process Window Index (PWI)	Process Window Index (PWI)
Interface with barcode scanning or MES output of board ID	Dwell & Parallelism for each PCB
Connectivity-Connection with factory systems and MES software	Automatic Profile Data Collection
SMEMA interface at entrance conveyor	
Audible/visual notifications of process conditions	



## Minimum System Requirements

- CPU: Dual Core / 1 GHz Processor PC
- RAM: 2 GB available
- Video: 1024 x 768 resolution / 16 bit
- USB(s): 2 available ports (1 for data download, 1 for software key)
- Ethernet and/or USB: 1 available Ethernet port or 1 available USB port for USB to Ethernet adapter

\*\* Note: 2 additional powered USB ports may be needed for optional accessories

## Operating Systems

Visit our website at:  
<http://kicthermal.com/support-download/os-compatibility-chart> for product compatibility with Windows operating systems

## System Components

- Two (2) thermocouple probes (each probe has 15 thermocouples)
  - One (1) Pyrometer sensor
  - One (1) data acquisition unit
  - One (1) speed encoder
  - One (1) board sensor
  - One (1) alarm relay \*
  - One (1) light tower \*
  - One (1) KIC WPI software with software protection dongle
- Note: The WPI requires a KIC profiler. Contact KIC for compatibility with your profiler.

\* *Optional equipment with WPI—Essential*

## Corporate Headquarters

16120 West Bernardo Drive • San Diego, CA 92127 USA  
 +1(858)673-6050 Phone • +1(858)673-0085 Fax  
[sales@kicmail.com](mailto:sales@kicmail.com) • [tech@kicmail.com](mailto:tech@kicmail.com)  
[kicthermal.com](http://kicthermal.com)    [kic.cn](http://kic.cn)

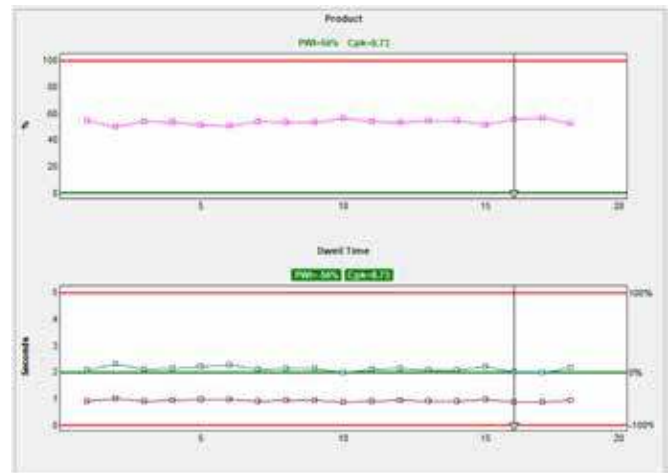


## European Regional Office

[europe.sales@kicmail.com](mailto:europe.sales@kicmail.com) • [europe.tech@kicmail.com](mailto:europe.tech@kicmail.com)

## Asian Regional Office

[asia.sales@kicmail.com](mailto:asia.sales@kicmail.com) • [asia.tech@kicmail.com](mailto:asia.tech@kicmail.com)



## Data Acquisition Unit / KIC Probe

- Accuracy:  $\pm 1.2^{\circ}\text{C}$
- Readings/second: 13
- Thermocouples: Type K
- Temperature Range:  $-150^{\circ}\text{C}$  to  $450^{\circ}\text{C}$
- Dimensions: Data acquisition unit (LxWxH):  
313.7mm x 158.0mm x 35.1 mm
- KIC Probe: Length and thermocouple spacing is customized to each machine
- Communications: Ethernet, RJ-45 connector
- Computer Capability: PC
- Power Requirements: 12V DC @ 200mA

All KIC products are designed to give maximum value and fast payback by streamlining your thermal process. Investment in a KIC product is a step toward total process control and quality management. All KIC products come with a no questions asked, 30-day money back guarantee.

Copyright © KIC. All rights reserved. Patents pending. Specifications subject to change without notice. KIC and KIC Thermal Profiling are divisions of and registered trademarks and tradenames of Embedded Designs Inc. WPI, SRA, RPI i4.0, SPS, Smart Dock, X<sup>5</sup>, KIC Start<sup>2</sup>, K<sup>2</sup>, KIC Explorer, SlimKIC 2000, KIC 24/7, KIC 24/7 Wave, KIC Vision, KIC Navigator Power, KIC Auto-Focus, KIC Auto-Focus Power, KIC RPM, KIC Carrier, Wave Surfer, KIC MVP, RPI, Process Window Index, PWI, the Lead Free Capable symbol, KIC ON BOARD and the KIC logo are trademarks or registered trademarks of KIC. All other trademarks and tradenames are the property of their respective holders.

For more information on any of our products or service, please visit our website at: [www.kicthermal.com](http://www.kicthermal.com) or [www.kic.cn](http://www.kic.cn).